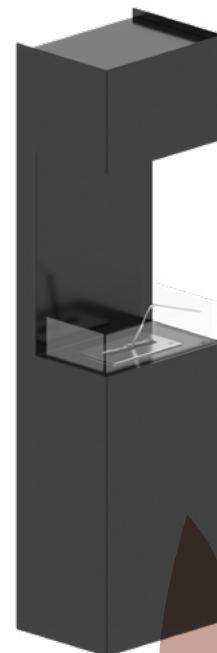



BASIC INFORMATION ABOUT THE PRODUCT



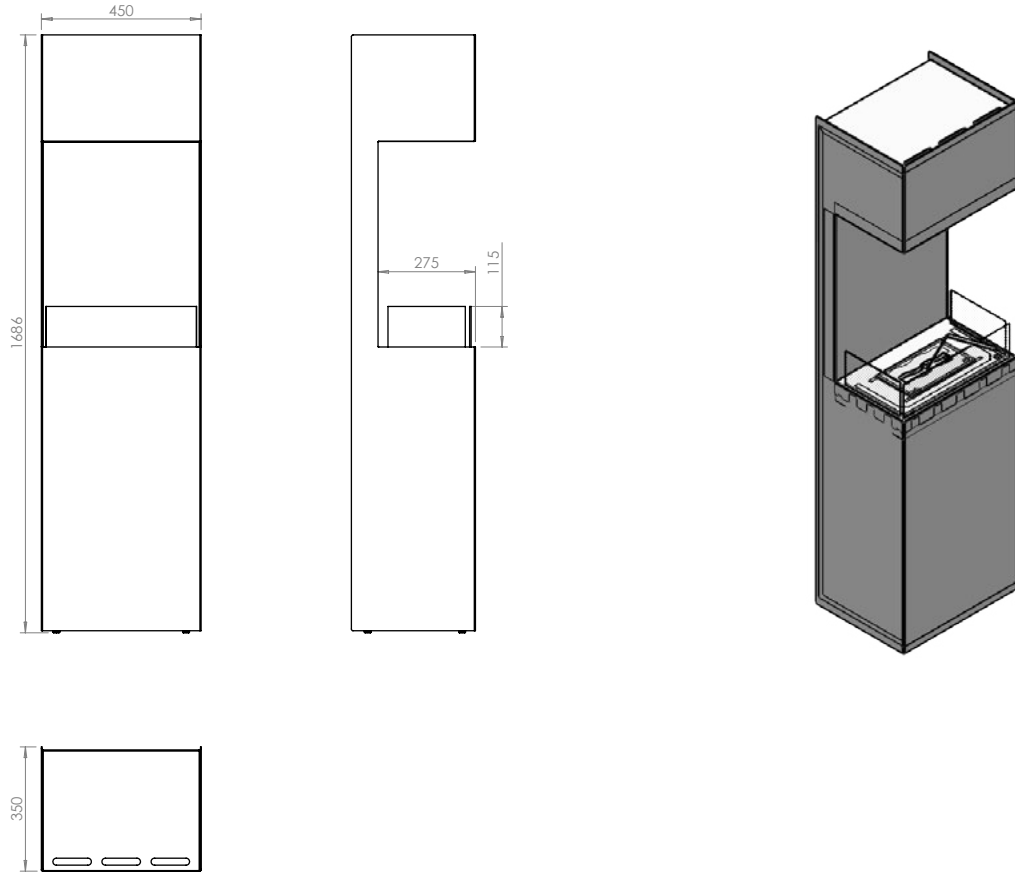
Fuel Type	Bioethanol
Maximum capacity of the bio-insert (l)	0.6
Fuel consumption (l/h)	0.23
Material of construction	P265GH according to EN 10028-2
Surface finish	High temperature powder paint
Weight (kg)	42
Dimensions width x height x depth (mm)	450x1886x350

The SAHIL bio-fireplace, inspired by garden heaters, with a stable base, works perfectly both indoors and outdoors, being a great alternative to traditional fireplaces or wood or gas heaters. Its modern construction fits beautifully into a variety of spaces, both modern and classic. "The amazing vision of fire provided by a modern burner is visible on three sides of the device. At the same time, the fireplace is bordered on the outside by glazing made of transparent fireplace ceramics, which protects users from direct contact with fire. The SAHIL bio-ethanol fireplace is a completely safe and ecological device, manufactured in accordance with the European standard EN 16647. Additionally, we offer a wide selection of decorative elements, such as ceramic pieces of wood, various decorative stones, and proprietary fiber that imitates the effect of embers.



SAHIL





SAHIL